

2025 Ferry Summit - Cutting-Edge Ferries, Future-Ready Ports

14th November 2025 . Session 11

EU funding for the maritime sector



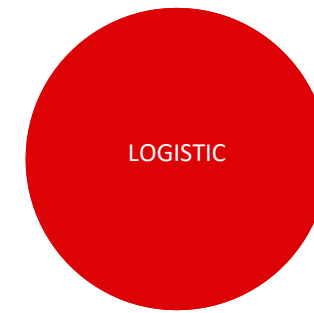
Wilhelm Borchert and partner companies



Studies
Strategy
Funding
Development



Development
Re-structuring
Management
Financing



Supply Chain Management
Freight forwarding
Transport services
Documentation

MARKET AREAS:

- MOBILITY – Maritime transport, ports and hinterland traffic
- INFRASTRUCTURE – Transport, Energy and Digital
- FUELS & ENERGY – Alternative and conventional, liquid and gaseous products
- FINANCING – Funding and M&A

LOGISTIC FOCUS:

- Automotive supplies
- (Petro-) Chemistry
- Liquid bulk cargo
- Tank container

An European overview of consultancy engagements



In course of our project life cycle-oriented support we have successfully supported more than 250 European business and infrastructure development projects to raise national and EU-funds of approx. 2.000 mEUR since 2010.

Studies	
Strategy	
Funding	
Investment	



colour grading according to the number of projects

Eligibility, funding rates and cost categories of main topic

Programmes		Topics and funding rates									Costs categories			
Title	Sub-programm/ Category (actual, expected)	Digitalisation/IT	Automation	Safe and secure parking (road)	Basic infrastructure (all modes)	Hinterland accessibility	Rolling stock (railway, equipment)	Maritime assets (ship technology)	Alternative fuel supply (E/H2/NH3/CH4O)	Offshore wind infrastructure	(Renewable) Energy infrastructure	DEVEX	CAPEX	OPEX
CEF Transport	AFIF						30%	30%	30%		30%		√	
	Sustainable Mobility (EMS)	50-85%	50-85%		50-85%	50-85%	50-85%		50-85%				√	
	Safe Mobility			50-85%									√	
	Core/Comp. Network	30-85%	30-85%		30-85%	30-85%			30-85%	30-85%			√	
CEF General	Military Mobility (Dual Use)	50-70%	50-70%		50-70%	50-70%			50-70%				√	
CEF Energy	PCI/PMI				50%						50%	√	√	
	Cross Border Renewables								50%		50%	√	√	
Innovation Fund	General/NZT						60%	60%	60%	60%	60%	√	√	√
	Maritime projects						60%	60%	60%		60%	√	√	√
Horizon Europe	Diverse topics/categories	70-100%	70-100%					70-100%	70-100%	70-100%		√	√	√
Interreg Europe	Regional sub-programmes	50-100%	50-100%				50-100%	50-100%	50-100%	50-100%		√	√	√
LIFE	Diverse topics/categories	20-60%	20-60%						20-60%		20-60%	√	√	√
ERDF (and others)	National distribution	40-80%	40-80%		40-80%	40-80%	20-45%	20-45%	40-80%	40-80%	40-80%	√	√	
EIB	Loans (sustainable)	√	√				√	√	√	√	√		√	
InvestEU	Guanrantee fund	√	√		√				√	√	√		√	
Just Transition Mechanism	Guanrantee fund	√	√	√	√	√	√	√	√	√	√	√	√	√

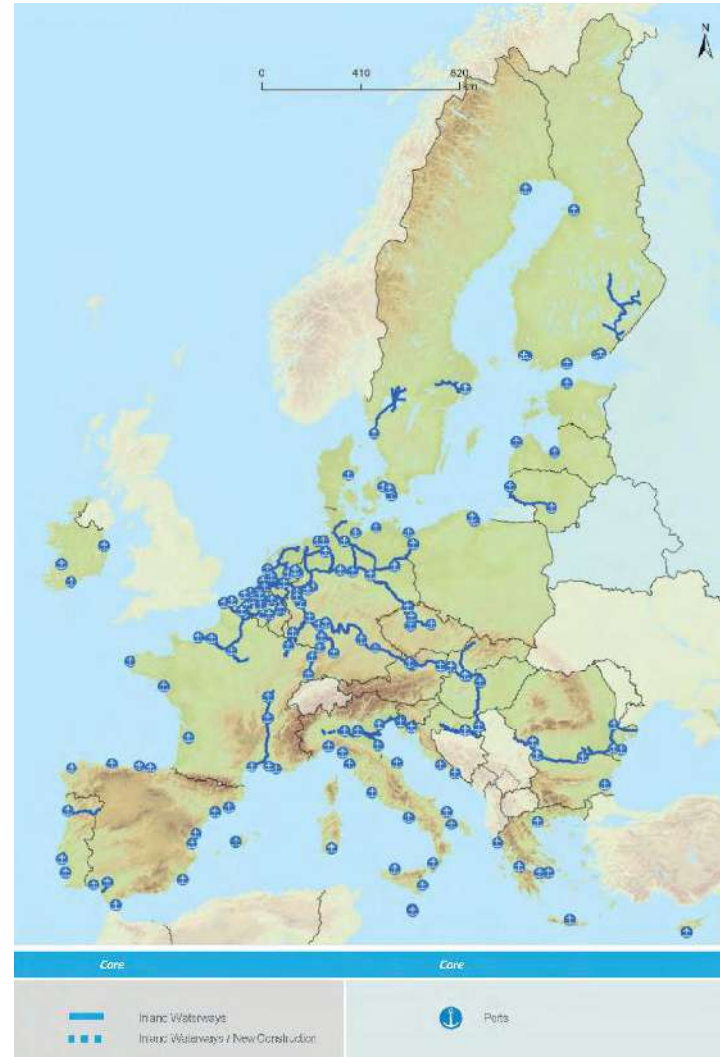
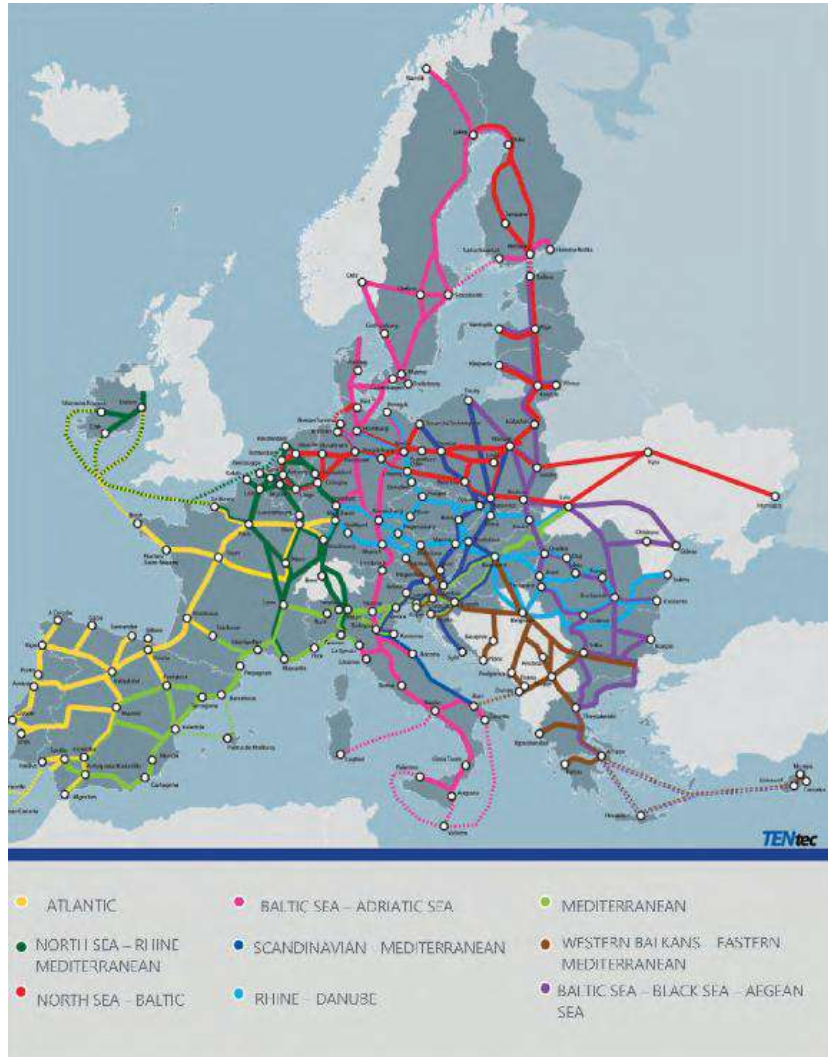
Main dates and timelines per funding call/programme

Programmes		2025		2026										2026		2027						
Title	Sub-programm/ Category (actual, expected)	Nov	Dec	Jan	Feb	Mar	Apr	May	Jun	Jul	Aug	Sep	Oct	Nov	Dec	Jan	Feb	Mar	Apr	May	Jun	
CEF Transport	AFIF					Sub.									GA							
	Sustainable Mobility (EMS)				Publ.	InfoD			Sub.						Res.			GA				
	Safe Mobility				Publ.	InfoD			Sub.						Res.			GA				
	Core/Comp. Network				Publ.	InfoD			Sub.						Res.			GA				
CEF General	Military Mobility (Dual Use)				Publ.	InfoD			Sub.						Res.			GA				
CEF Energy	PCI/PMI							Publ.	InfoD						Sub.			Res.			GA	
	Cross Border Renewables							Publ.	InfoD						Sub.			Res.			GA	
Innovation Fund	General/NZT	Publ.	InfoD					Sub.							Res.			GA				
	Maritime projects	Publ.	InfoD					Sub.							Res.			GA				
Horizon Europe	<i>Diverse topics/categories</i>																					
Interreg Europe	<i>Regional sub-programmes</i>																					
LIFE	<i>Diverse topics/categories</i>																					
ERDF (and others)	<i>National distribution</i>																					
EIB	<i>Loans (sustainable)</i>																					
InvestEU	<i>Guanrantee fund</i>																					
Just Transition Mechanism	<i>Guanrantee fund</i>																					

Current budget and estimated new budget (2028-2034)

Programmes		Budget (2021-2027)		NEW Budget (2028-2034)	
Title	Sub-programm/ Category (actual, expected)	mEUR	Comment	mEUR	Comments/ expactations (Based on piublic communications, including CINEA and COM as well as own market insight and intelligence)
CEF Transport	AFIF	25.800	1.900 mEUR in total	45.700	Included in CEF-T budget
	Sustainable Mobility (EMS)		MoS/EMS funding incl. In Network results		
	Safe Mobility				
	Core/Comp. Network		Until 2024: rail 15.500 mEUR; waterborne 2.300 mEUR		Budget majority (70-80%) for rail
CEF General	Military Mobility (Dual Use)		In 2021-23: 1.740 mEUR, 145 mEUR for maritime projects	15.700	
CEF Energy	PCI/PMI	5.800		29.900	
	Cross Border Renewables				
Innovation Fund	General/NZT	21.000	Fuelled from EU ETS, all projects	28.000	Fuelled from ETS (9.600 mEUR/a), est. 4.000 mEUR/a
	Maritime projects	1.000	Fuelled from ETS, dedicated budget	1.500	Fuelled from ETS, qualified estimate
Horizon Europe	<i>Diverse topics/categories</i>	93.500		175.000	Part of the new Competitiveness Funds
Interreg Europe	<i>Regional sub-programmes</i>	395	Highly fragemented programme and small-scale projects	10.000	Stronger focus on strategic integration, cohesion
LIFE	<i>Diverse topics/categories</i>	5.340		<i>no details</i>	Part of the new Competitiveness Funds
ERDF (and others)	<i>National distribution</i>	313.160	Distribution via Member States acc. to national allocation	404.900	Distribution via Member States acc. to national allocation
EIB	<i>Loans (sustainable)</i>	61.000	In 2021-2025, incl. 1.100 mEUR for shipping	<i>no details</i>	Likely to be expanded
InvestEU	<i>Guanrantee fund</i>	29.600	Guarantee to mobilise 372.000 mEUR investments	<i>no details</i>	Likely to be expanded
Just Transition Mechanism	<i>Guanrantee fund</i>	<i>no details</i>	Guarantee to mobilise 35.000 mEUR investments	<i>no details</i>	Likely to be expanded

Core network corridors and ports (TEN-T), H2 and CO2 infrastructure (TEN-E)



Preparing the future.

ROMAN POERSCH

(Managing Director)

Wilhelm Borchert GmbH

Budapester Str. 47

20359 Hamburg Deutschland

Line: +49 (0)40 398034611

Mobile: +49 (0)172 8384343

roman.poersch@wilhelm-borchert.com

www.wilhelm-borchert.com



Your benefits are our success story

Since 2010 we have supported business and infrastructure development of a cumulated value of approx. EUR 10 billion and raised national and EU-funds of some EUR 2 billion for more than 250 projects in Europe, incl.

- Large companies and SME across Europe
- Complex cooperation and individual projects
- Ports and terminals, vessels, intermodal nodes and handling facilities
- Transport-, digital- and energy infrastructure, as well as suprastructure, equipment and technologies
- Facilities for production, handling and provision/supply for alternative fuels and renewable energies
- Process- and workflow management

Project life cycle-oriented support through public funding for all kind of projects, namely

- Conceptual design and (technical) planning
- Studies and R&D
- Innovations
- Investments
- Project and business development

Smart funding opportunities as

- Non-repayable grants (10-100%)
- Combined financing of grants and loans („Blending“)
- Accumulation of different funding and grants, whenever possible

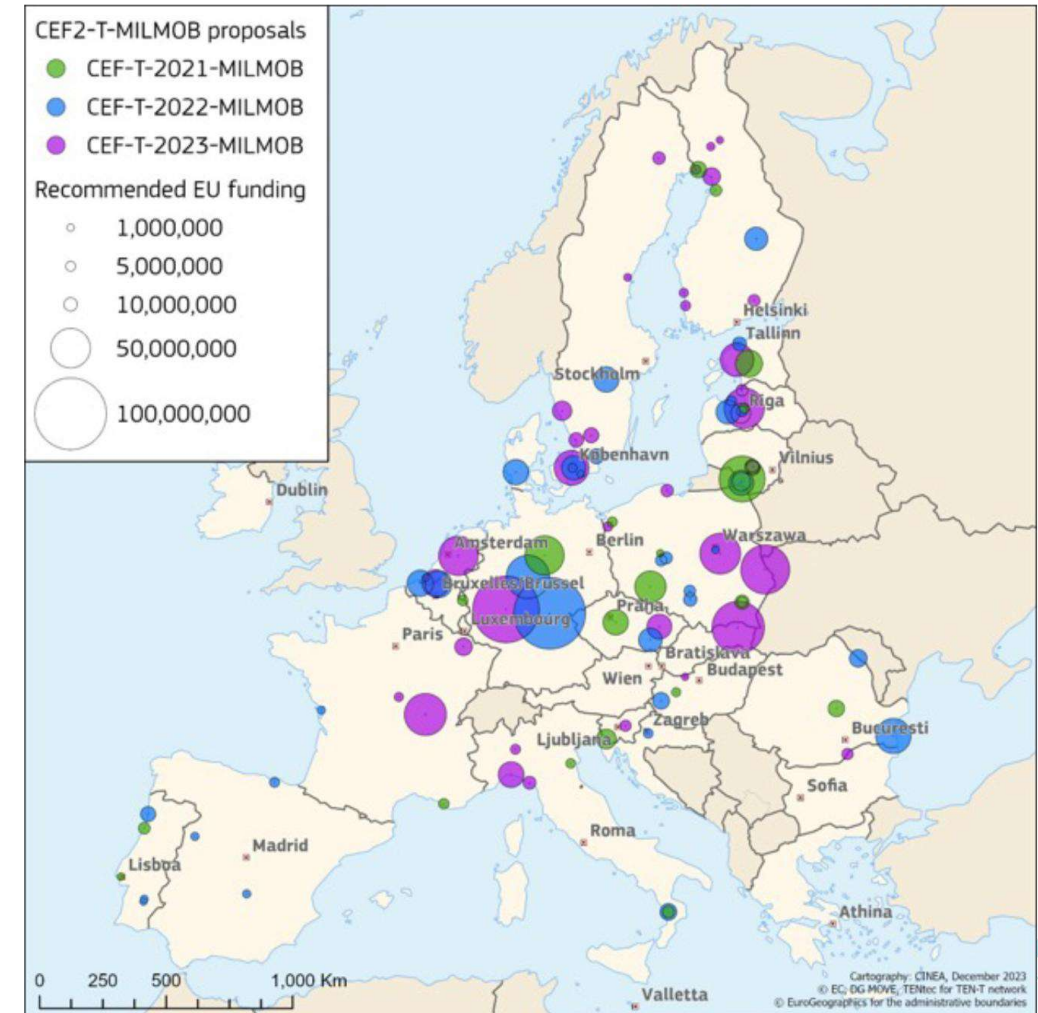
Military Mobility Package

Main requirements

- TEN-T component (Core/Comp. network; Gen./Coh. envelope)
- Clear “dual use” relevance addressing civilian and military mobility
- Part of EU and national military plan/ strategy (confirmation from Member State required)
- Technical dimensions for maritime ports (addressing all cargo/vessel types):
 - ≥ 3 berths + 2 ships offloading simultaneously,
 - ≥ 3 rail heads

Military Mobility topic under CEF-Transport

- 1,74 billion EUR allocated to 95 projects in 2021-2023
- 8% (145 million EUR) for maritime projects



Outlook transport and energy budget for 2028-2034

New multi-annual framework for 2028 and beyond under preparation

- Commission proposal communicated to all EU's relevant units
- Public consultation completed
- Ideas to better align EU policy priorities with EU programmes to overcome overlapping of different programmes and reduce complexities of EU funding

Challenges from Commission's perspective

- Mobilisation of private investments through EU funding still very low
- Implementing partners (financial institutions) focussing on low-risk investments, thus changes in blending programmes might be needed to attract more venture capital
- Cost-based EU funding vs. programme objectives, i.e. more focus on programme or project performance
- Long-term planning in multi-annual financial framework vs. flexibility to respond to unforeseeable crises

2nd Proposal for the next multi-annual

financial framework presented in July 2025

- Policy-based approach
- Reduced complexity and more programme flexibility
- Focus on impact of programmes and projects